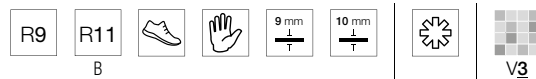


CERABETON

Gres Porcellanato Colorato In Massa . Porcelain Stoneware Coloured In Body
Grès Cérame Coloré Dans La Masse . Durchgefärbtes Feinsteinzeug

TECH INFO




SIZES

90x90
36"x36"



61,5x121
24"x48"



61,5x61,5
24"x24"




61x61
24"x24"




45,5x45,5
18"x18"



30,8x61,5
12"x24"



30,4x61
12"x24"



SURFACES

Naturale . Natural . Naturel . Natur

30,8x61,5 (Taupe, Gris, Fumè, Cendre, Anthracite)

45,5x45,5 (Taupe, Gris, Fumè, Cendre, Anthracite)

61,5x61,5 (Taupe, Gris, Fumè, Cendre, Anthracite)

Sabbiato . Sandy . Antidérapant . Rau

61,5x61,5 (Taupe, Gris, Cendre)

Rettificato . Rectified . Rectifié . Rektifiziert

30,4x61 (Taupe, Gris, Cendre)

61x61 (Taupe, Gris, Fumè, Cendre, Anthracite)

61,5x121 (Taupe, Gris, Cendre)

90x90 (Gris, Fumè, Cendre)

Lappato in cresta . Honed . Semi-poli . Geläpft

61x61 (Taupe, Gris, Fumè, Cendre, Anthracite)

90x90 (Gris, Fumè, Cendre)



Per maggiori informazioni sulle Certificazioni pag. 331
Pour plus d'informations sur les certifications, se référer à pag. 331

TAUPE

GRIS

FUMÈ

CENDRE

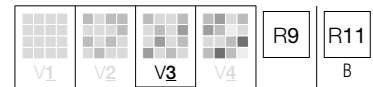
ANTHRACITE





CERABETON ANTHRACITE 61,5x61,5 • 24"x24"

CERABETON



GRES PORCELLANATO COLORATO IN MASSA . PORCELAIN STONEWARE COLOURED IN BODY

GRÈS CÉRAMÉ COLORÉ DANS LA MASSE . DURCHGEFÄRBTES FEINSTEINZEUG

Naturale . Natural . Naturel . Natur • **Rettificato** . Rectified . Rectifié . Rektifiziert • **Lappato in cresta** . Honed . Semi-poli . Geläpft
Sabbiato . Sandy . Antidérapant . Rau • **Strutturato** . Textured . Structuré . Strukturiert



TAUPE

30,8x61,5 . 12"x24"	NATURALE	24,07	R9	9 mm
30,4x61 . 12"x24"	RETTIFICATO	28,70	R9	9 mm
45,5x45,5 . 18"x18"	NATURALE	21,60	R9	9 mm
61,5x61,5 . 24"x24"	NATURALE	27,78	R9	10 mm
61,5x61,5 . 24"x24"	SABBIATO	29,32	R11 B	10 mm
61x61 . 24"x24"	RETTIFICATO	32,41	R9	10 mm
61x61 . 24"x24"	LAPPATO	44,75		10 mm
61,5x121 . 24"x48"	RETTIFICATO	41,67	R9	10 mm



GRIS

30,8x61,5 . 12"x24"	NATURALE	24,07	R9	9 mm
30,4x61 . 12"x24"	RETTIFICATO	28,70	R9	9 mm
45,5x45,5 . 18"x18"	NATURALE	21,60	R9	9 mm
61,5x61,5 . 24"x24"	NATURALE	27,78	R9	10 mm
61,5x61,5 . 24"x24"	SABBIATO	29,32	R11 B	10 mm
61x61 . 24"x24"	RETTIFICATO	32,41	R9	10 mm
61x61 . 24"x24"	LAPPATO	44,75		10 mm
61,5x121 . 24"x48"	RETTIFICATO	41,67	R9	10 mm
90x90 . 36"x36"	RETTIFICATO	47,84	R9	10 mm
90x90 . 36"x36"	LAPPATO	69,44	R9	10 mm



FUMÈ

30,8x61,5 . 12"x24"	NATURALE	24,07	R9	9 mm
45,5x45,5 . 18"x18"	NATURALE	21,60	R9	9 mm
61,5x61,5 . 24"x24"	NATURALE	27,78	R9	10 mm
61x61 . 24"x24"	RETTIFICATO	32,41	R9	10 mm
61x61 . 24"x24"	LAPPATO	44,75		10 mm
90x90 . 36"x36"	RETTIFICATO	47,84	R9	10 mm
90x90 . 36"x36"	LAPPATO	69,44	R9	10 mm



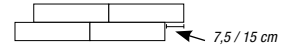
CENDRE

30,8x61,5 . 12"x24"	NATURALE	24,07	R9	9 mm
30,4x61 . 12"x24"	RETTIFICATO	28,70	R9	9 mm
45,5x45,5 . 18"x18"	NATURALE	21,60	R9	9 mm
61,5x61,5 . 24"x24"	NATURALE	27,78	R9	10 mm
61,5x61,5 . 24"x24"	SABBIATO	29,32	R11 B	10 mm
61x61 . 24"x24"	RETTIFICATO	32,41	R9	10 mm
61x61 . 24"x24"	LAPPATO	44,75		10 mm
61,5x121 . 24"x48"	RETTIFICATO	41,67	R9	10 mm
90x90	RETTIFICATO	47,84	R9	10 mm
90x90	LAPPATO	69,44	R9	10 mm



ANTHRACITE

30,8x61,5 . 12"x24"	NATURALE	24,07	R9	9 mm
45,5x45,5 . 18"x18"	NATURALE	21,60	R9	9 mm
61,5x61,5 . 24"x24"	NATURALE	27,78	R9	10 mm
61x61 . 24"x24"	RETTIFICATO	32,41	R9	10 mm
61x61 . 24"x24"	LAPPATO	44,75		10 mm



Nei formati rettangolari si consiglia la posa sfalsata irregolare del prodotto onde evitare problemi di planarità.
For the rectangular sizes is it advisable to stagger the product irregularly when laying it to avoid problems in flatness.
Pour les formats rectangulaire nous vous conseillons d'adopter la pose irrégulière à joints décalés pour le produit a fin d'éviter tout problème de planéité.
Für die Rechteckig Formate empfehlen wir die unregelmäßige versetzte Verlegung dieser Fliese, um Probleme mit der Ebenflächigkeit zu vermeiden.


Per i materiali lappati vedi istruzioni pag. 344
For polished materials, see instruction page 344
Pour les articles en finition lappato, voyez instructions à la page 344
Für die polierte Materialien, siehe Hinweise auf Seite 344

Decor - Decors - Decors - Dekore




MOSAICO LINEARE 12 PZ. (2,3x44,5)
30,2x44,5 . 12"x18"

TAUPE	18,52
GRIS	18,52
FUMÈ	18,52
CENDRE	18,52
ANTHRACITE	18,52



MOSAICO 81 PZ. (3x3)
30,2x30,2 . 12"x12"

TAUPE	13,58
GRIS	13,58
FUMÈ	13,58
CENDRE	13,58
ANTHRACITE	13,58



MOSAICO SETTORI CERABETON MIX 34 Pz.
30,2x30,2 . 12"x12"

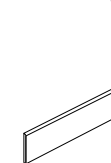
MOSAICO	16,36
---------	-------



DECORO GOLD ART
30,4x61 . 12"x14"

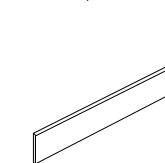
GOLD ART Rett.	58,64
----------------	-------

Pezzi speciali - Trims - Pièces spéciales - Formstücke



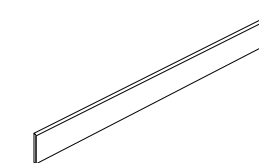
BATTISCOPA
7,5x45,5 . 3"x18"

TAUPE	4,48
GRIS	4,48
FUMÈ	4,48
CENDRE	4,48
ANTHRACITE	4,48




BATTISCOPA
7,5x61,5 . 3"x24"

TAUPE	6,48
GRIS	6,48
FUMÈ	6,48
CENDRE	6,48
ANTHRACITE	6,48



BATTISCOPA
7,5x90 . 3"x36"

GRIS Rett.	11,11
FUMÈ Rett.	11,11
CENDRE Rett.	11,11



GRADINO
45,5x45,5 . 18"x18"

TAUPE	12,35
GRIS	12,35
FUMÈ	12,35
CENDRE	12,35
ANTHRACITE	12,35